




Experience the Difference

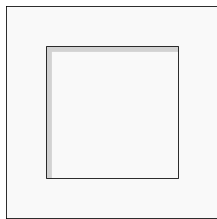


Framed Cabinets


Door Style & Color Selection




Shaker



Breeze

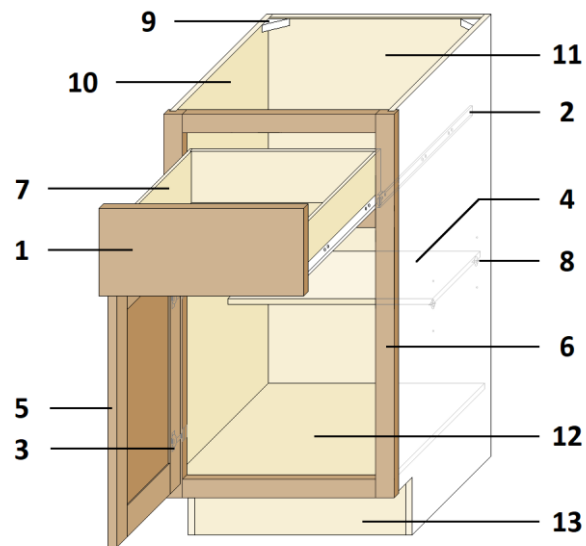


Pebble



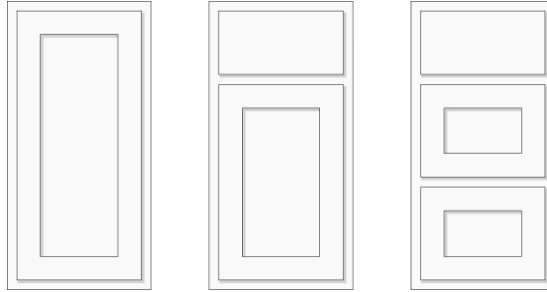
Ash

Cabinet Specifications Overview



		Full Overlay (1/4" Reveal)
1	Drawer Front	3/4" Slab
2	Drawer Glide	Epoxy Slide
3	Door Hinge	Soft-Close
4	Adjustable Shelf	5/8" Particle Board Half Depth
5	Cabinet Door	3/4" 5-Piece Shaker
6	Frame	3/4" x 1 1/2" Hardwood
7	Drawer Box	UV Coated Interior
8	Shelf Clip	Clear Plastic
9	Corner Block	White Plastic
10	Side	1/2" Particle Board
11	Back	1/8" MDF + 1/2" Particle Board Nailer
12	Bottom	1/2" Particle Board
13	Front Toe	1/2" Particle board

Door and Face Frame Specifications



Material

- Paint color: Poplar wood for all exposed exterior components*
- Stain color: Maple wood for all exposed exterior components*
- *: Face frame, doors, and drawer fronts
- Center panel is 1/4" HDF (maple veneer over HDF for stain color)

Door and Drawer Front

- Overall thickness is 3/4"
- Width of shaker rail is 2 1/2"

Face Frame

- Overall thickness is 3/4"
- Width rail & stile is 1 1/2"

Concealed Door Hinge

- Soft-close, 110-degree swing, 6-way adjustable